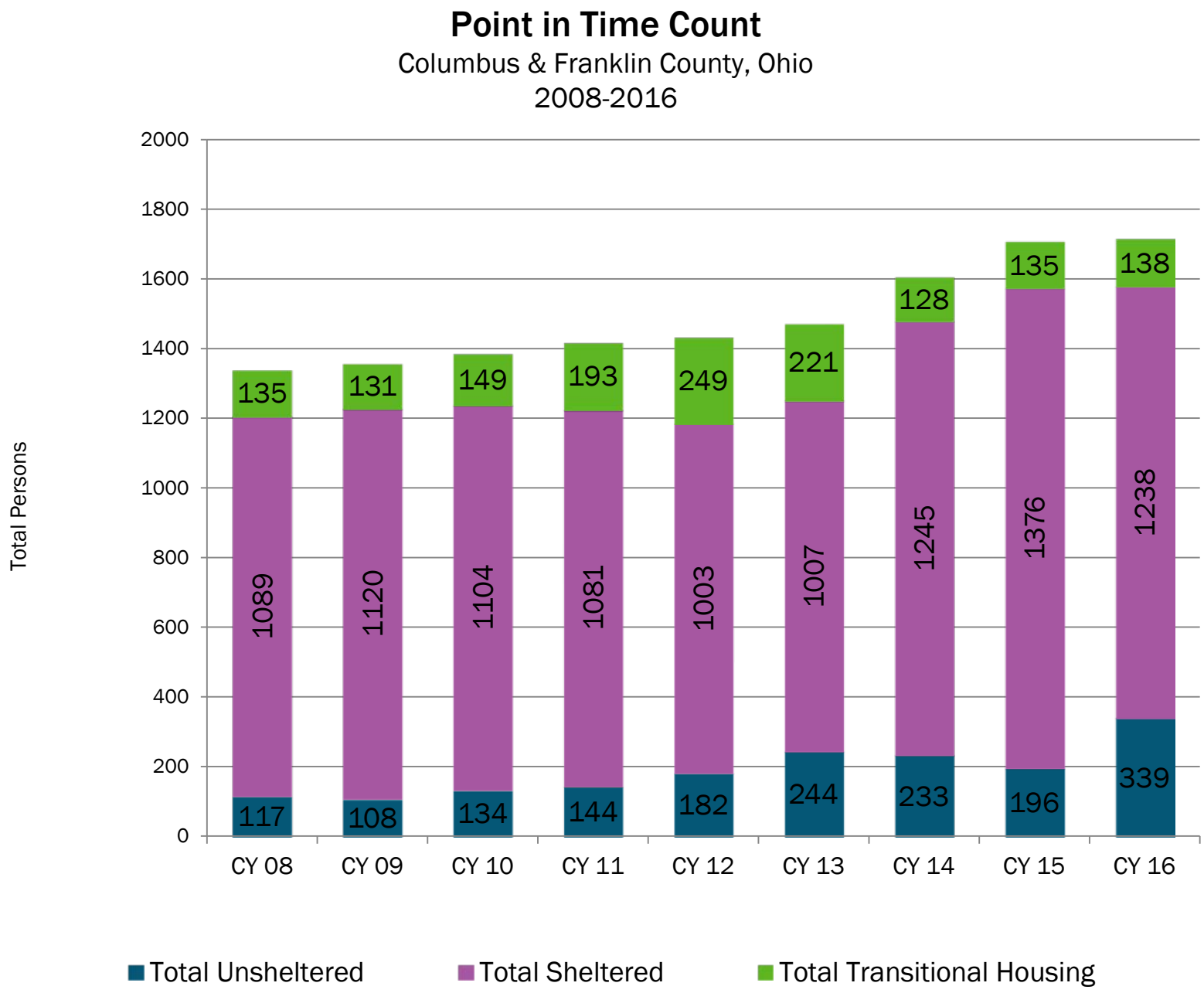
Point in Time Count
Columbus & Franklin County, Ohio
2008-2016
Total Persons
2000
1800
1600
1400
1200
1000
800
600
400
200
0
CY 08
CY 09
CY 10
CY 11
CY 12
CY 13
CY 14
CY 15
CY 16
135
131
149
193
249
221
128
135
138
1089
1120
1104
1081
1003
1007
1245
1376
1238
117
108
134
144
182
244
233
196
339
Total Unsheltered
Total Sheltered
Total Transitional Housing

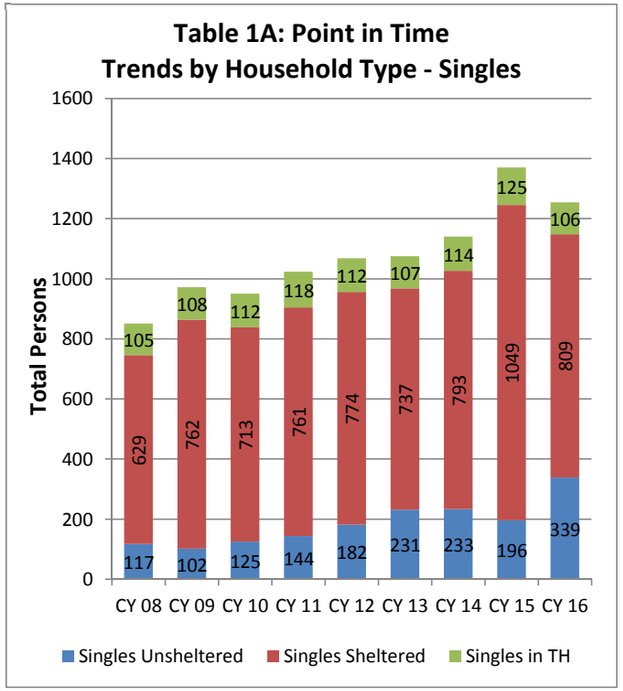
Table 1A: Point in Time
Trends by Household Type - Singles
Total Persons
1600
1400
1200
1000
800
600
400
200
0
CY 08 CY 09 CY 10 CY 11 CY 12 CY 13 CY 14 CY 15 CY 16
629 762 713 761 774 737 793 1049 809
105 108 112 118 112 107 114 125 106
117 102 125 144 182 231 233 196 339
Singles Unsheltered
Singles Sheltered
Singles in TH

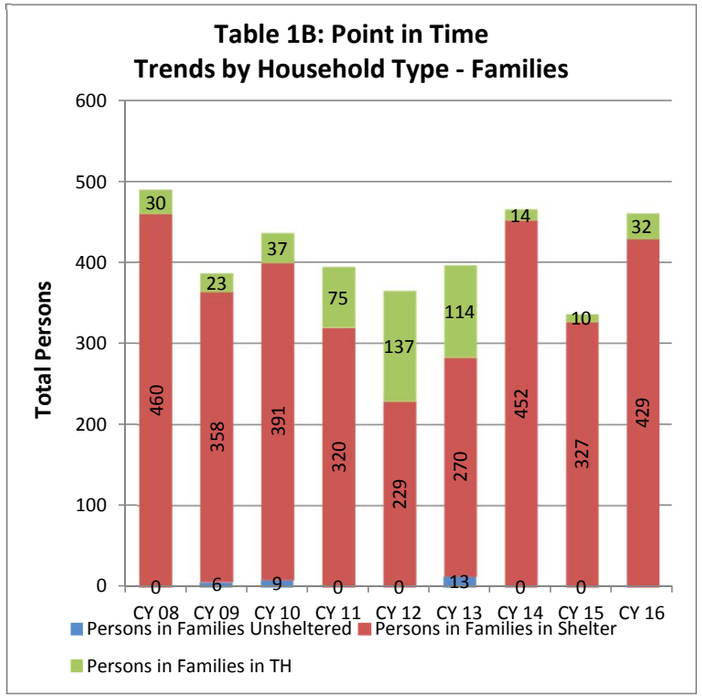
Table 1B: Point in Time
Trends by Household Type - Families
Total Persons
600
500
400
300
200
100
0
CY 08 CY 09 CY 10 CY 11 CY 12 CY 13 CY 14 CY 15 CY 16
460 358 391 320 229 270 452 327 429
30 23 37 75 137 114 14 10 32
0 6 9 0 0 13 0 0
Persons in Families Unsheltered
Persons in Families in Shelter
Persons in Families in TH

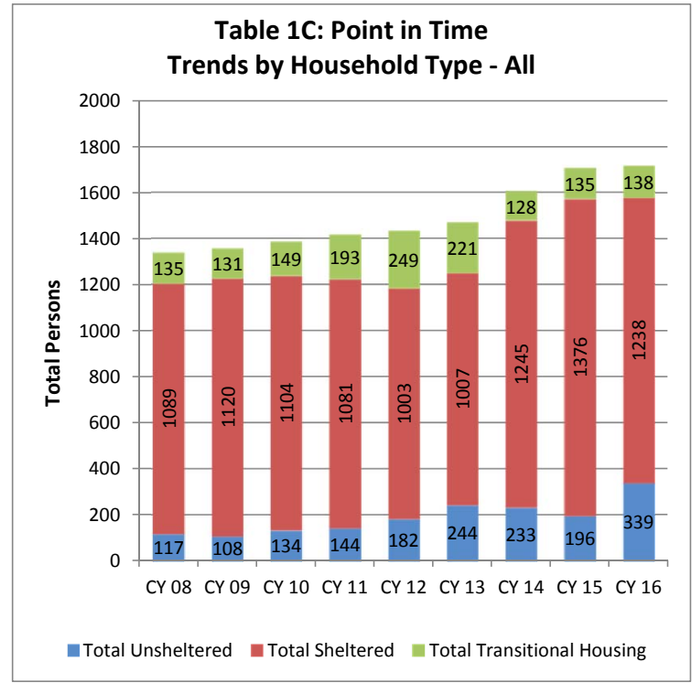
Table 1C: Point in Time
Trends by Household Type - All
Total Persons
2000
1800
1600
1400
1200
1000
800
600
400
200
0
CY 08 CY 09 CY 10 CY 11 CY 12 CY 13 CY 14 CY 15 CY 16
1089 1120 1104 1081 1003 1007 1245 1376 1238
135 131 149 193 249 221 128 135 138
117 108 134 144 182 244 233 196 339
Total Unsheltered
Total Sheltered
Total Transitional Housing

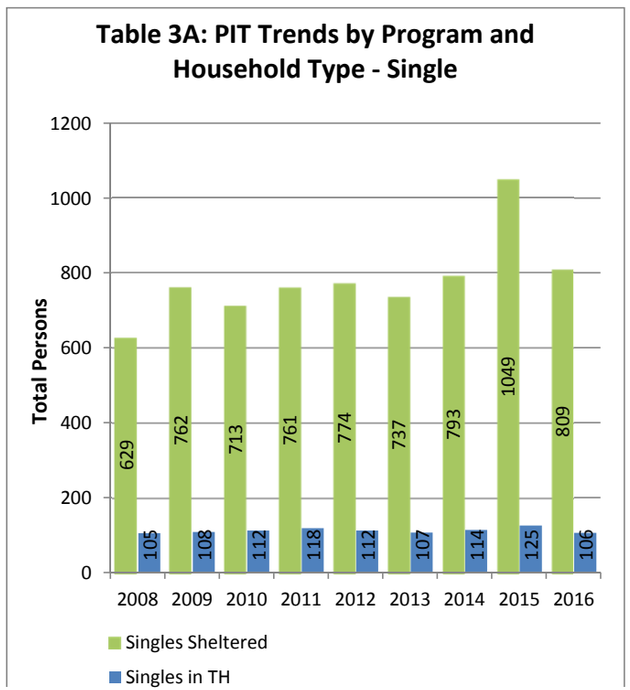
Table 3A: PIT Trends by Program and
Household Type - Single
Total Persons
1200
1000
800
600
400
200
0
2008 2009 2010 2011 2012 2013 2014 2015 2016
629 762 713 761 774 737 793 1049 809
105 108 112 118 112 107 114 125 106
Singles Sheltered
Singles in TH

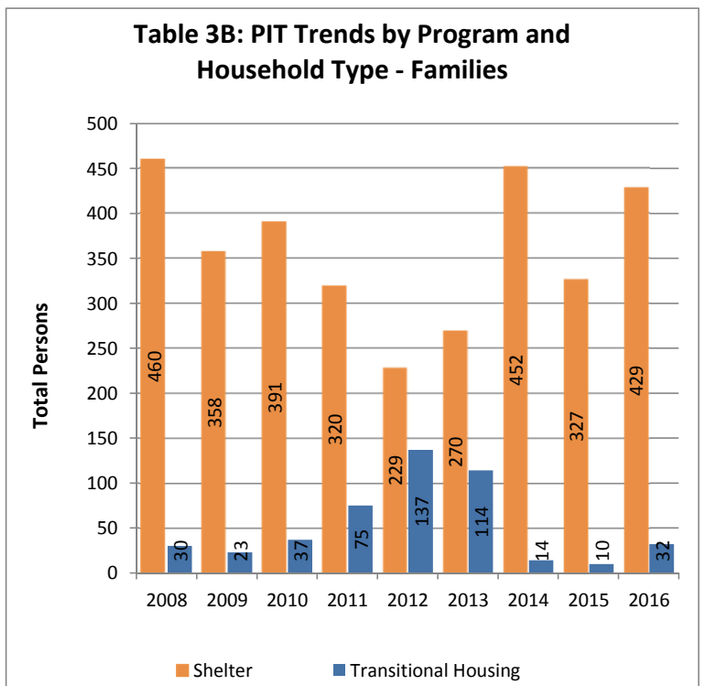
Table 3B: PIT Trends by Program and
Household Type - Families
Total Persons
500
450
400
350
300
250
200
150
100
50
0
2008 2009 2010 2011 2012 2013 2014 2015 2016
460 358 391 320 229 270 452 327 429
30 23 37 75 137 114 14 10 32
Shelter
Transitional Housing

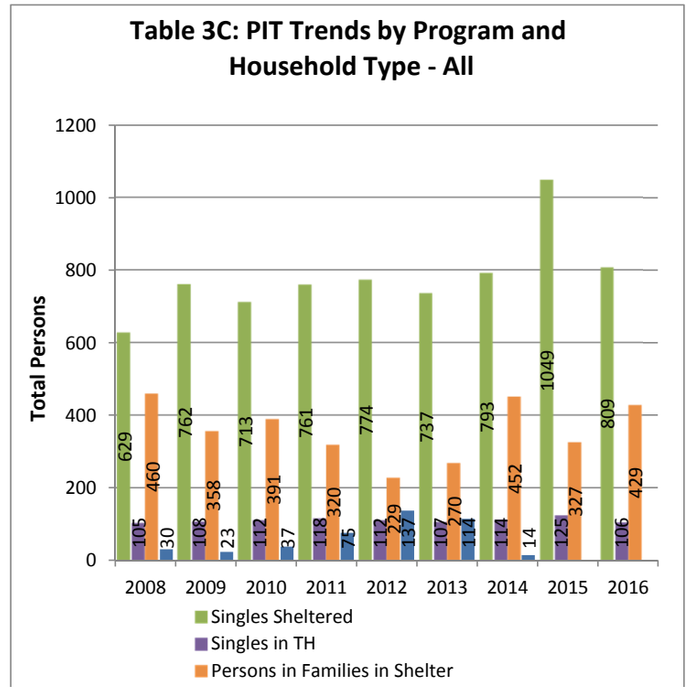
Table 3C: PIT Trends by Program and
Household Type - All
Total Persons
1200
1000
800
600
400
200
0
2008 2009 2010 2011 2012 2013 2014 2015 2016
629 762 713 761 774 737 793 1049 809
460 358 391 320 229 270 452 327 429
105 108 112 118 112 107 114 125 106
30 23 37 75 137 114 14 327 429
Singles Sheltered
Singles in TH
Persons in Families in Shelter